

WATTSON SOLAR TRACKER RETAIL PRICE SHEET: EFFECTIVE MARCH 14, 2007

(Array Technologies has discontinued the small Tilt & Roll Tracker products.

The T&R Product Line will continue to be supported for Warranty and Repair issues.)



SOLAR TRACKERS FOR RESIDENTIAL GRID-TIE AND OFF-GRID APPLICATIONS

(Please call Array Technologies for Utility Scale AZ & HZ Series Applications)

AZ-125 Azimuth	
SQ FT SIZING	TYPICAL PRICE
Up to 90	\$ 2,295.00
91 to 110	\$ 2,495.00
111 to 125	\$ 2,895.00

Dual-Axis is an \$395.00 option.

AZ-225 Azimuth	
SQ FT SIZING	TYPICAL PRICE
Up to 170	\$ 4,695.00
171 to 190	\$ 4,995.00
191 to 225	\$ 5,495.00


Dual-Axis is included.

NOTE: There are many smaller wattage modules not listed on our price sheet. We can rack nearly any size and quantity of PV modules. The industry trend is toward larger modules and fewer electrical connections. Please call us if we can be of assistance regarding your module of choice and application.

AZ-125 Azimuth



AZ-125



AZ-225 Azimuth



AZ-225

AZ-125 Applications:

Grid-Tie
Remote Home

AZ-125 Notes:

Max.capacity about 1800 W
Mounts on a 6" ID SCH40 Steel Pipe

AZ-225 Applications:

Grid-Tie
Remote Home

AZ-225 Notes:

Max.capacity about 3000 W
Mounts on a 8" ID SCH40 Steel Pipe

Ordering: Typical Part Numbers for Wattsun Trackers:

We manufacture two standard tracker models for residential sized systems.

Model	Capacity	Tracking Method	Dual-Axis Option
AZ-125	Up to 125 Sq Ft	Single-Axis	Yes
AZ-225	From 125 to 225 Sq. Ft.	Dual-Axis	Included

(Dual-Axis is an "automatic tilt feature" to track the sun up and down in the sky.)

SAMPLE ORDER PROCEDURE

(Start with a "W", then add the "Manufacturer / Model", next the "Quantity", and finally an "S" or "D" for Single-Axis or Dual-Axis)

ITEM	DESCRIPTION
WSharp 175-08 S	Single-Axis AZ-125 Gear Drive Tracker for 8 Sharp 175's.
WDA Option	Dual-Axis Option for AZ-125 Series Trackers.
W48-42 LVC	48 V to 24 V DC Converter to power tracker controller

ITEM	DESCRIPTION
WSanyo 200-16 D	Dual-Axis AZ-225 Gear Drive Tracker for 16 Sanyo 200's
WMancon	Manual Control Option. Override automatic tracking.
WPSFR-SF24	230/115 VAC to 24 VDC power supply for Grid-Tie.

Important!

The racking capacity is strictly governed by your choice of solar module. Tracker wattage capacity depends on the module efficiency and physical dimensions. Please see the discussion at the end of the document regarding tracker mounting pipe sizes and options. You are responsible for the proper mounting pipe and foundation. Array Technologies reserves the right to void your tracker warranty if you mount your trackers on mounting poles taller than our recommendations. Trackers on taller poles are subject to higher wind loading forces and can exceed our design criteria.

ADVENT MODULES - WATTSUN TRACKER RETAIL PRICE LIST - MAR. 2007 (MODULES NOT INCLUDED)

Manufacturer	Module	Watts	Width (in)	Length (in)	Sq Ft	W/Sq-Ft
Advent	Advent 180	180	31.9	63.8	14.13	12.74


(Also fits: Advent, 160,165,170,175)

Number of Modules	Retail Price	Wattsun Drive	Dual Axis	Tracked Watts	PV ARRAY SPECIFICATIONS						SCH40 Steel Pipe ID	Array Mounting Pole Ht (Ft)	Clearance to level Ground (Ft)
					Number of Cols	Number of Rows	Module Orientation	Width Ft	Height Ft	Area Sq Ft			
6	\$2,295.00	AZ-125	Optional	1080	2	3	Landscape	10.7	8.0	85.4	6"	5.5	1.5
8	\$2,495.00	AZ-125	Optional	1440	2	4	Landscape	10.7	10.7	113.9	6"	6.7	1.3
12	\$4,995.00	AZ-225	Included	2160	3	4	Landscape	16.0	10.7	171.0	8"	6.7	1.3
16	\$5,495.00	AZ-225	Included	2880	4	4	Landscape	21.3	10.7	228.1	CALL	6.7	1.3




NOTE: TRACKER OPTIONS AND MOUNTING POLE CONSIDERATIONS ARE AT THE END OF THIS DOCUMENT. CALL = CONTACT ARRAY TECHNOLOGIES FOR DETAILS!
 WE STILL WILL SUPPORT WARRANTY OR REPAIRS ON THE DISCONTINUED TR-75, TR-55, TR-25U AND TR-15 PRODUCTS.
 WE RESERVE THE RIGHT TO CHANGE PRICES AND TRACKERS CONFIGURATIONS AT ANY TIME.

ASE MODULES - WATTSUN TRACKER RETAIL PRICE LIST - MAR. 2007 (MODULES NOT INCLUDED)

Manufacturer	Module	Watts	Width (in)	Length (in)	Sq Ft	W/Sq-Ft							
ASE	ASE 300	300	50.5	74.5	26.13	11.48							
(RWE Schott Solar. Also fits: ASE 285, ASE 315)													
Number of Modules	Retail Price	Wattsun Drive	Dual Axis	Tracked Watts	PV ARRAY SPECIFICATIONS						SCH40 Steel Pipe ID	Array Mounting Pole Ht (Ft)	Clearance to level Ground (Ft)
					Number of Cols	Number of Rows	Module Orientation	Width Ft	Height Ft	Area Sq Ft			
4	\$2,495.00	AZ-125	Optional	1200	2	2	Landscape	12.4	8.4	104.9	6"	5.6	1.4
6	\$4,695.00	AZ-225	Included	1800	3	2	Portrait	12.7	12.4	157.5	8"	7.5	1.3
8	\$5,495.00	AZ-225	Included	2400	4	2	Portrait	16.9	12.4	210.1	CALL	7.5	1.3


NOTE: TRACKER OPTIONS AND MOUNTING POLE CONSIDERATIONS ARE AT THE END OF THIS DOCUMENT. CALL = CONTACT ARRAY TECHNOLOGIES FOR DETAILS.
 WE STILL WILL SUPPORT WARRANTY OR REPAIRS ON THE DISCONTINUED TR-75, TR-55, TR-25U AND TR-15 PRODUCTS.
 WE RESERVE THE RIGHT TO CHANGE PRICES AND TRACKERS CONFIGURATIONS AT ANY TIME.


ATERSA MODULES - WATTSUN TRACKER RETAIL PRICE LIST - MAR. 2007 (MODULES NOT INCLUDED)


Manufacturer	Module	Watts	Width (in)	Length (in)	Sq Ft	W/Sq-Ft							
Atersa	A222-P	222	38.98	64.76	17.53	12.66							
(Also fits: A206, A214)							PV ARRAY SPECIFICATIONS						
Number of Modules	Retail Price	Wattsun Drive	Dual Axis	Tracked Watts	Number of Cols	Number of Rows	Module Orientation	Width Ft	Height Ft	Area Sq Ft	SCH40 Steel Pipe ID	Array Mounting Pole Ht (Ft)	Clearance to level Ground (Ft)
4	\$2,295.00	AZ-125	Optional	888	2	2	Landscape	10.8	6.5	70.5	6"	5.5	2.2
6	\$2,495.00	AZ-125	Optional	1332	2	3	Landscape	10.8	9.8	105.8	6"	6.2	1.3
8	\$4,695.00	AZ-225	Included	1776	2	4	Landscape	10.8	13.1	141.2	8"	7.8	1.3
12	\$5,495.00	AZ-225	Included	2664	3	4	Landscape	16.2	13.1	211.9	CALL	7.8	1.3


NOTE: TRACKER OPTIONS AND MOUNTING POLE CONSIDERATIONS ARE AT THE END OF THIS DOCUMENT. CALL = CONTACT ARRAY TECHNOLOGIES FOR DETAILS!
 WE STILL WILL SUPPORT WARRANTY OR REPAIRS ON THE DISCONTINUED TR-75, TR-55, TR-25U AND TR-15 PRODUCTS.
 WE RESERVE THE RIGHT TO CHANGE PRICES AND TRACKERS CONFIGURATIONS AT ANY TIME.

BP MODULES - WATTSUN TRACKER RETAIL PRICE LIST - MAR. 2007 (MODULES NOT INCLUDED)

Manufacturer	Module	Watts	Width (in)	Length (in)	Sq Ft	W/Sq-Ft									
BP Solar	BP 380	80	21.2	47.6	7.01	11.42									
							PV ARRAY SPECIFICATIONS						SCH40	Array	Clearance
Number of Modules	Retail Price	Wattsun Drive	Dual Axis	Tracked Watts	Number of Cols	Number of Rows	Module Orientation	Width Ft	Height Ft	Area Sq Ft	Steel Pipe ID	Mounting Pole Ht (Ft)	to level Ground (Ft)		
10	\$2,295.00	AZ-125	Optional	800	2	5	Landscape	8.0	8.9	70.9	6"	5.8	1.3		
12	\$2,295.00	AZ-125	Optional	960	3	4	Landscape	11.9	7.1	85.1	6"	5.5	1.9		
16	\$2,875.00	AZ-125	Optional	1280	4	4	Landscape	15.9	7.1	113.5	6"	5.5	1.9		
24	\$4,695.00	AZ-225	Included	1920	4	6	Landscape	15.9	10.7	170.4	8"	6.7	1.3		
28	\$5,495.00	AZ-225	Included	2240	4	7	Landscape	15.9	12.5	198.9	CALL	7.5	1.3		


Manufacturer	Module	Watts	Width (in)	Length (in)	Sq Ft	W/Sq-Ft									
BP Solar	BP 485	85	20.9	46.8	6.79	12.51									
(Also fits: BP 275, BP 585, BP 590)							PV ARRAY SPECIFICATIONS						SCH40	Array	Clearance
Number of Modules	Retail Price	Wattsun Drive	Dual Axis	Tracked Watts	Number of Cols	Number of Rows	Module Orientation	Width Ft	Height Ft	Area Sq Ft	Steel Pipe ID	Mounting Pole Ht (Ft)	to level Ground (Ft)		
10	\$2,295.00	AZ-125	Optional	850	2	5	Landscape	7.8	8.8	68.7	6"	5.7	1.4		
12	\$2,495.00	AZ-125	Optional	1020	3	4	Landscape	11.7	7.0	82.5	6"	5.5	2.0		
28	\$5,495.00	AZ-225	Included	2380	4	7	Landscape	15.7	12.3	192.8	CALL	7.4	1.3		


Manufacturer	Module	Watts	Width (in)	Length (in)	Sq Ft	W/Sq-Ft									
BP Solar	BP 3125	125	26.5	59.4	10.93	11.44									
							PV ARRAY SPECIFICATIONS						SCH40	Array	Clearance
Number of Modules	Retail Price	Wattsun Drive	Dual Axis	Tracked Watts	Number of Cols	Number of Rows	Module Orientation	Width Ft	Height Ft	Area Sq Ft	Steel Pipe ID	Mounting Pole Ht (Ft)	to level Ground (Ft)		
8	\$2,295.00	AZ-125	Optional	1000	2	4	Landscape	9.9	8.9	88.2	6"	5.8	1.3		
10	\$2,495.00	AZ-125	Optional	1250	2	5	Landscape	9.9	11.1	110.3	6"	6.9	1.3		
12	\$4,695.00	AZ-225	Included	1500	3	4	Landscape	14.9	8.9	132.4	8"	5.8	1.3		
15	\$4,695.00	AZ-225	Included	1875	3	5	Landscape	14.9	11.1	165.6	8"	6.9	1.3		
20	\$5,495.00	AZ-225	Included	2500	4	5	Landscape	19.9	11.1	220.9	CALL	6.9	1.3		

Manufacturer	Module	Watts	Width (in)	Length (in)	Sq Ft	W/Sq-Ft									
BP Solar	BP 4175	175	31.1	62.7	13.54	12.92									
(Also fits: BP 3160, BP 4160, BP 2150, BP 4170, BP 5170, BP SX 150)							PV ARRAY SPECIFICATIONS						SCH40	Array	Clearance
Number of Modules	Retail Price	Wattsun Drive	Dual Axis	Tracked Watts	Number of Cols	Number of Rows	Module Orientation	Width Ft	Height Ft	Area Sq Ft	Steel Pipe ID	Mounting Pole Ht (Ft)	to level Ground (Ft)		
6	\$2,295.00	AZ-125	Optional	1050	2	3	Landscape	10.5	7.8	81.8	6"	5.5	1.6		
8	\$2,495.00	AZ-125	Optional	1400	2	4	Landscape	10.5	10.4	109.2	6"	6.5	1.3		
9	\$2,895.00	AZ-125	Optional	1575	3	3	Landscape	15.7	7.8	122.8	6"	5.5	1.6		
12	\$4,695.00	AZ-225	Included	2100	3	4	Landscape	15.7	10.4	163.9	8"	6.5	1.3		
15	\$5,495.00	AZ-225	Included	2625	3	5	Landscape	15.7	13.0	204.9	CALL	7.8	1.3		
16	\$5,495.00	AZ-225	Included	2800	4	4	Landscape	21.0	10.4	218.5	CALL	6.5	1.3		

NOTE: TRACKER OPTIONS AND MOUNTING POLE CONSIDERATIONS ARE AT THE END OF THIS DOCUMENT. CALL = CONTACT ARRAY TECHNOLOGIES FOR DETAILS.
 WE STILL WILL SUPPORT WARRANTY OR REPAIRS ON THE DISCONTINUED TR-75, TR-55, TR-25U AND TR-15 PRODUCTS.
 WE RESERVE THE RIGHT TO CHANGE PRICES AND TRACKERS CONFIGURATIONS AT ANY TIME.


EVERGREEN MODULES - WATTSUN TRACKER RETAIL PRICE LIST - MAR. 2007 (MODULES NOT INCLUDED)


Manufacturer	Module	Watts	Width (in)	Length (in)	Sq Ft	W/Sq-Ft							
Evergreen	EC 120	120	25.69	62.4	11.13	10.78							
(Also fits: EC102, EC 110, EC115)							PV ARRAY SPECIFICATIONS						
Number of Modules	Retail Price	Wattsun Drive	Dual Axis	Tracked Watts	Number of Cols	Number of Rows	Module Orientation	Width Ft	Height Ft	Area Sq Ft	SCH40 Steel Pipe ID	Array Mounting Pole Ht (Ft)	Clearance to level Ground (Ft)
5	\$2,295.00	AZ-125	Optional	600	1	5	Landscape	5.2	10.8	56.1	6"	6.7	1.3
8	\$2,295.00	AZ-125	Optional	960	2	4	Landscape	10.4	8.6	89.9	6"	5.7	1.4
10	\$2,895.00	AZ-125	Optional	1200	2	5	Landscape	10.4	10.8	112.4	6"	6.7	1.3
12	\$4,695.00	AZ-225	Included	1440	3	4	Landscape	15.6	8.6	134.9	8"	5.7	1.4
15	\$4,695.00	AZ-225	Included	1800	3	5	Landscape	15.6	10.8	168.7	8"	6.7	1.3
18	\$5,495.00	AZ-225	Included	2160	3	6	Landscape	15.6	12.9	202.5	CALL	8.3	1.8


Manufacturer	Module	Watts	Width (in)	Length (in)	Sq Ft	W/Sq-Ft							
Evergreen	ES-190	190	37.5	61.8	16.09	11.81							
(Also fits: ES-170, ES-180)							PV ARRAY SPECIFICATIONS						
Number of Modules	Retail Price	Wattsun Drive	Dual Axis	Tracked Watts	Number of Cols	Number of Rows	Module Orientation	Width Ft	Height Ft	Area Sq Ft	SCH40 Steel Pipe ID	Array Mounting Pole Ht (Ft)	Clearance to level Ground (Ft)
6	\$2,495.00	AZ-125	Optional	1140	2	3	Landscape	10.3	9.4	97.2	6"	6.0	1.3
9	\$4,695.00	AZ-225	Included	1710	3	3	Landscape	15.5	9.4	145.8	6"	6.0	1.3
12	\$5,495.00	AZ-225	Included	2280	3	4	Landscape	15.5	12.6	194.6	8"	7.6	1.3


NOTE: TRACKER OPTIONS AND MOUNTING POLE CONSIDERATIONS ARE AT THE END OF THIS DOCUMENT. CALL = CONTACT ARRAY TECHNOLOGIES FOR DETAILS!
 WE STILL WILL SUPPORT WARRANTY OR REPAIRS ON THE DISCONTINUED TR-75, TR-55, TR-25U AND TR-15 PRODUCTS.
 WE RESERVE THE RIGHT TO CHANGE PRICES AND TRACKERS CONFIGURATIONS AT ANY TIME.

GE MODULES - WATTSUN TRACKER RETAIL PRICE LIST - MAR. 2007 (MODULES NOT INCLUDED)

Manufacturer	Module	Watts	Width (in)	Length (in)	Sq Ft	W/Sq-Ft							
GE Energy	GEPV-110	110	26	58.1	10.49	10.49							
(Also fits: GEPV-100, Old AstroPower AP120, AP110, AP100)							PV ARRAY SPECIFICATIONS						
Number of Modules	Retail Price	Wattsun Drive	Dual Axis	Tracked Watts	Number of Cols	Number of Rows	Module Orientation	Width Ft	Height Ft	Area Sq Ft	SCH40 Steel Pipe ID	Array Mounting Pole Ht (Ft)	Clearance to level Ground (Ft)
6	\$2,295.00	AZ-125	Optional	660	2	3	Landscape	9.7	6.5	63.5	6"	5.5	2.2
8	\$2,295.00	AZ-125	Optional	880	2	4	Landscape	9.7	8.7	84.7	6"	5.7	1.4
10	\$2,495.00	AZ-125	Optional	1100	2	5	Landscape	9.7	10.9	105.9	6"	6.8	1.3
15	\$4,695.00	AZ-225	Included	1650	3	5	Landscape	14.6	10.9	159.0	8"	6.8	1.3
20	\$5,495.00	AZ-225	Included	2200	4	5	Landscape	19.4	10.9	212.0	CALL	6.8	1.3

Manufacturer	Module	Watts	Width (in)	Length (in)	Sq Ft	W/Sq-Ft							
GE Energy	GEPV-130	130	26.2	58.5	10.64	12.21							
(Also fits: GEPV-165)							PV ARRAY SPECIFICATIONS						
Number of Modules	Retail Price	Wattsun Drive	Dual Axis	Tracked Watts	Number of Cols	Number of Rows	Module Orientation	Width Ft	Height Ft	Area Sq Ft	SCH40 Steel Pipe ID	Array Mounting Pole Ht (Ft)	Clearance to level Ground (Ft)
6	\$2,295.00	AZ-125	Optional	780	2	3	Landscape	9.8	6.6	64.4	6"	5.5	2.2
8	\$2,295.00	AZ-125	Optional	1040	2	4	Landscape	9.8	8.8	85.9	6"	5.7	1.4
10	\$2,495.00	AZ-125	Optional	1300	2	5	Landscape	9.8	11.0	107.4	6"	6.8	1.3
15	\$4,695.00	AZ-225	Included	1950	3	5	Landscape	14.7	11.0	161.3	8"	6.8	1.3
20	\$5,495.00	AZ-225	Included	2600	4	5	Landscape	19.6	11.0	215.1	CALL	6.8	1.3

Manufacturer	Module	Watts	Width (in)	Length (in)	Sq Ft	W/Sq-Ft							
GE Energy	GEPV-173	173	38.4	58.1	15.49	11.17							
(Also fits: GEPV-165)							PV ARRAY SPECIFICATIONS						
Number of Modules	Retail Price	Wattsun Drive	Dual Axis	Tracked Watts	Number of Cols	Number of Rows	Module Orientation	Width Ft	Height Ft	Area Sq Ft	SCH40 Steel Pipe ID	Array Mounting Pole Ht (Ft)	Clearance to level Ground (Ft)
4	\$2,295.00	AZ-125	Optional	692	2	2	Landscape	9.7	6.4	62.3	6"	5.5	2.3
6	\$2,495.00	AZ-125	Optional	1038	2	3	Landscape	9.7	9.6	93.5	6"	6.2	1.3
8	\$2,895.00	AZ-125	Optional	1384	2	4	Portrait	9.7	12.9	124.8	6"	7.7	1.3
9	\$4,695.00	AZ-225	Included	1557	3	3	Landscape	14.6	9.6	140.4	8"	6.2	1.3
12	\$4,995.00	AZ-225	Included	2076	3	4	Landscape	14.6	12.9	187.3	CALL	8.3	1.9

Manufacturer	Module	Watts	Width (in)	Length (in)	Sq Ft	W/Sq-Ft							
GE Energy	GEPV-200	200	38.6	58.5	15.68	12.75							
(Also fits: GEPV-185)							PV ARRAY SPECIFICATIONS						
Number of Modules	Retail Price	Wattsun Drive	Dual Axis	Tracked Watts	Number of Cols	Number of Rows	Module Orientation	Width Ft	Height Ft	Area Sq Ft	SCH40 Steel Pipe ID	Array Mounting Pole Ht (Ft)	Clearance to level Ground (Ft)
4	\$2,295.00	AZ-125	Optional	800	2	2	Landscape	9.8	6.5	63.0	6"	5.5	2.3
6	\$2,495.00	AZ-125	Optional	1200	2	3	Landscape	9.8	9.7	94.7	6"	6.2	1.3
9	\$4,695.00	AZ-225	Included	1800	3	3	Landscape	14.7	9.7	142.1	8"	6.2	1.3
12	\$5,495.00	AZ-225	Included	2400	3	4	Landscape	14.7	12.9	189.6	8"	8.3	1.8

NOTE: TRACKER OPTIONS AND MOUNTING POLE CONSIDERATIONS ARE AT THE END OF THIS DOCUMENT. CALL = CONTACT ARRAY TECHNOLOGIES FOR DETAILS.
 WE STILL WILL SUPPORT WARRANTY OR REPAIRS ON THE DISCONTINUED TR-75, TR-55, TR-25U AND TR-15 PRODUCTS.
 WE RESERVE THE RIGHT TO CHANGE PRICES AND TRACKERS CONFIGURATIONS AT ANY TIME.

ISOFOTON MODULES - WATTSUN TRACKER RETAIL PRICE LIST - MAR. 2007 (MODULES NOT INCLUDED)

Manufacturer	Module	Watts	Width (in)	Length (in)	Sq Ft	W/Sq-Ft	WATTSUN SOLAR TRACKERS						
ISOFOTON	I-100	100	25.75	51.57	9.22	10.84							
							PV ARRAY SPECIFICATIONS						
Number of Modules	Retail Price	Wattsun Drive	Dual Axis	Tracked Watts	Number of Cols	Number of Rows	Module Orientation	Width Ft	Height Ft	Area Sq Ft	SCH40 Steel Pipe ID	Array Mounting Pole Ht (Ft)	Clearance to level Ground (Ft)
8	\$2,295.00	AZ-125	Optional	800	2	4	Landscape	8.6	8.6	74.5	6"	5.7	1.4
10	\$2,495.00	AZ-125	Optional	1000	2	5	Landscape	8.6	10.8	93.1	6"	6.7	1.3
12	\$2,895.00	AZ-125	Optional	1200	3	4	Landscape	12.9	8.6	111.8	6"	5.7	1.4
18	\$4,695.00	AZ-225	Included	1800	3	6	Landscape	12.9	13.0	167.8	8"	7.8	1.3
24	\$5,495.00	AZ-225	Included	2400	4	6	Landscape	17.3	13.0	223.8	8"	7.8	1.3


Manufacturer	Module	Watts	Width (in)	Length (in)	Sq Ft	W/Sq-Ft	WATTSUN SOLAR TRACKERS						
ISOFOTON	I-150	150	41.22	48.19	13.79	10.87							
							PV ARRAY SPECIFICATIONS						
Number of Modules	Retail Price	Wattsun Drive	Dual Axis	Tracked Watts	Number of Cols	Number of Rows	Module Orientation	Width Ft	Height Ft	Area Sq Ft	SCH40 Steel Pipe ID	Array Mounting Pole Ht (Ft)	Clearance to level Ground (Ft)
6	\$2,295.00	AZ-125	Optional	900	3	2	Landscape	12.1	6.9	83.3	6"	5.5	2.1
8	\$2,495.00	AZ-125	Optional	1200	4	2	Landscape	16.1	6.9	111.1	6"	5.5	2.1
9	\$2,895.00	AZ-125	Optional	1350	3	3	Landscape	12.1	10.3	125.0	6"	6.5	1.3
12	\$4,695.00	AZ-225	Included	1800	4	3	Landscape	16.1	10.3	166.8	8"	6.5	1.3
15	\$5,495.00	AZ-225	Included	2250	5	3	Landscape	20.2	10.3	208.5	8"	6.5	1.3


Manufacturer	Module	Watts	Width (in)	Length (in)	Sq Ft	W/Sq-Ft	WATTSUN SOLAR TRACKERS						
ISOFOTON	I-165	165	38.15	51.57	13.66	12.08							
							PV ARRAY SPECIFICATIONS						
Number of Modules	Retail Price	Wattsun Drive	Dual Axis	Tracked Watts	Number of Cols	Number of Rows	Module Orientation	Width Ft	Height Ft	Area Sq Ft	SCH40 Steel Pipe ID	Array Mounting Pole Ht (Ft)	Clearance to level Ground (Ft)
6	\$2,295.00	AZ-125	Optional	990	3	2	Landscape	12.9	6.4	82.5	6"	5.5	2.3
8	\$2,495.00	AZ-125	Optional	1320	2	4	Landscape	8.6	12.8	110.1	6"	7.7	1.3
9	\$2,895.00	AZ-125	Optional	1485	3	3	Landscape	12.9	9.6	123.9	6"	6.1	1.3
12	\$4,695.00	AZ-225	Included	1980	4	3	Landscape	17.3	9.6	165.2	8"	6.1	1.3
16	\$5,495.00	AZ-225	Included	2640	4	4	Landscape	17.3	12.8	220.4	CALL	7.7	1.3


Manufacturer	Module	Watts	Width (in)	Length (in)	Sq Ft	W/Sq-Ft	WATTSUN SOLAR TRACKERS						
ISOFOTON	IS-200	200	41.22	62.6	17.92	11.16							
							PV ARRAY SPECIFICATIONS						
Number of Modules	Retail Price	Wattsun Drive	Dual Axis	Tracked Watts	Number of Cols	Number of Rows	Module Orientation	Width Ft	Height Ft	Area Sq Ft	SCH40 Steel Pipe ID	Array Mounting Pole Ht (Ft)	Clearance to level Ground (Ft)
4	\$2,295.00	AZ-125	Optional	800	2	2	Landscape	10.5	6.9	72.0	6"	5.5	2.1
6	\$2,495.00	AZ-125	Optional	1200	3	2	Landscape	15.7	6.9	108.1	6"	5.5	2.1
12	\$5,495.00	AZ-225	Included	2400	4	3	Landscape	20.9	10.3	216.5	CALL	6.5	1.3


NOTE: TRACKER OPTIONS AND MOUNTING POLE CONSIDERATIONS ARE AT THE END OF THIS DOCUMENT. CALL = CONTACT ARRAY TECHNOLOGIES FOR DETAILS!
 WE STILL WILL SUPPORT WARRANTY OR REPAIRS ON THE DISCONTINUED TR-75, TR-55, TR-25U AND TR-15 PRODUCTS.
 WE RESERVE THE RIGHT TO CHANGE PRICES AND TRACKERS CONFIGURATIONS AT ANY TIME.

KYOCERA MODULES - WATTSUN TRACKER RETAIL PRICE LIST - MAR. 2007 (MODULES NOT INCLUDED)

Manufacturer	Module	Watts	Width (in)	Length (in)	Sq Ft	W/Sq-Ft							
Kyocera	KC85	85	25.67	39.66	7.07	12.02							
(Note: KC80-01 replaces the KC80 and is about 1" longer. Effective Feb 2004)							PV ARRAY SPECIFICATIONS						
Number of Modules	Retail Price	Wattsun Drive	Dual Axis	Tracked Watts	Number of Cols	Number of Rows	Module Orientation	Width Ft	Height Ft	Area Sq Ft	SCH40 Steel Pipe ID	Array Mounting Pole Ht (Ft)	Clearance to level Ground (Ft)
8	\$2,295.00	AZ-125	Optional	680	2	4	Landscape	6.6	8.6	57.1	6"	5.7	1.4
12	\$2,295.00	AZ-125	Optional	1020	3	4	Landscape	10.0	8.6	85.8	6"	5.7	1.4
16	\$2,895.00	AZ-125	Optional	1360	4	4	Landscape	13.3	8.6	114.4	6"	5.7	1.4
24	\$4,995.00	AZ-225	Included	2040	4	6	Landscape	13.3	12.9	171.8	8"	7.7	1.3


Manufacturer	Module	Watts	Width (in)	Length (in)	Sq Ft	W/Sq-Ft							
Kyocera	KC130	130	25.67	56.1	10.00	13.00							
(Also fits: KC120, KC125)							PV ARRAY SPECIFICATIONS						
Number of Modules	Retail Price	Wattsun Drive	Dual Axis	Tracked Watts	Number of Cols	Number of Rows	Module Orientation	Width Ft	Height Ft	Area Sq Ft	SCH40 Steel Pipe ID	Array Mounting Pole Ht (Ft)	Clearance to level Ground (Ft)
6	\$2,295.00	AZ-125	Optional	780	2	3	Landscape	9.4	6.5	60.5	6"	5.5	2.3
8	\$2,295.00	AZ-125	Optional	1040	2	4	Landscape	9.4	8.6	80.7	6"	5.7	1.4
10	\$2,495.00	AZ-125	Optional	1300	2	5	Landscape	9.4	10.8	101.0	6"	6.7	1.3
12	\$2,895.00	AZ-125	Optional	1560	3	4	Landscape	14.1	8.6	121.2	6"	5.7	1.4
15	\$4,695.00	AZ-225	Included	1950	3	5	Landscape	14.1	10.8	151.6	8"	6.7	1.3
16	\$4,695.00	AZ-225	Included	2080	4	4	Landscape	18.8	8.6	161.6	8"	5.7	1.4
20	\$5,495.00	AZ-225	Included	2600	4	5	Landscape	18.8	10.8	202.2	8"	6.8	1.4


Manufacturer	Module	Watts	Width (in)	Length (in)	Sq Ft	W/Sq-Ft							
Kyocera	KC175	175	39	50.8	13.76	12.72							
(Also fits: KC158, KC167)							PV ARRAY SPECIFICATIONS						
Number of Modules	Retail Price	Wattsun Drive	Dual Axis	Tracked Watts	Number of Cols	Number of Rows	Module Orientation	Width Ft	Height Ft	Area Sq Ft	SCH40 Steel Pipe ID	Array Mounting Pole Ht (Ft)	Clearance to level Ground (Ft)
6	\$2,295.00	AZ-125	Optional	1050	2	3	Landscape	8.5	9.8	83.1	6"	6.2	1.3
9	\$2,895.00	AZ-125	Optional	1575	3	3	Landscape	12.7	9.8	124.7	6"	6.2	1.3
12	\$4,695.00	AZ-225	Included	2100	3	4	Landscape	12.7	13.1	166.4	8"	7.8	1.3
16	\$5,495.00	AZ-225	Included	2800	4	4	Landscape	17.0	13.1	221.9	CALL	7.8	1.3


Manufacturer	Module	Watts	Width (in)	Length (in)	Sq Ft	W/Sq-Ft							
Kyocera	KC200	200	39	56.2	15.22	13.14							
(Also fits: KC187, KC190)							PV ARRAY SPECIFICATIONS						
Number of Modules	Retail Price	Wattsun Drive	Dual Axis	Tracked Watts	Number of Cols	Number of Rows	Module Orientation	Width Ft	Height Ft	Area Sq Ft	SCH40 Steel Pipe ID	Array Mounting Pole Ht (Ft)	Clearance to level Ground (Ft)
4	\$2,295.00	AZ-125	Optional	800	2	2	Landscape	9.4	6.5	61.1	6"	5.5	2.2
6	\$2,495.00	AZ-125	Optional	1200	2	3	Landscape	9.4	9.8	91.7	6"	6.2	1.3
8	\$2,895.00	AZ-125	Optional	1600	2	4	Portrait	9.4	13.1	122.4	6"	7.8	1.3
9	\$4,695.00	AZ-225	Included	1800	3	3	Landscape	14.1	9.8	137.7	8"	6.2	1.3
12	\$4,995.00	AZ-225	Included	2400	3	4	Landscape	14.1	13.1	183.7	8"	7.8	1.3

NOTE: TRACKER OPTIONS AND MOUNTING POLE CONSIDERATIONS ARE AT THE END OF THIS DOCUMENT. CALL = CONTACT ARRAY TECHNOLOGIES FOR DETAILS.!
WE STILL WILL SUPPORT WARRANTY OR REPAIRS ON THE DISCONTINUED TR-75, TR-55, TR-25U AND TR-15 PRODUCTS.
WE RESERVE THE RIGHT TO CHANGE PRICES AND TRACKERS CONFIGURATIONS AT ANY TIME.

MATRIX MODULES - WATTSUN TRACKER RETAIL PRICE LIST - MAR. 2007 (MODULES NOT INCLUDED)


Manufacturer	Module	Watts	Width (in)	Length (in)	Sq Ft	W/Sq-Ft									
Matrix	PW 750	75	21.9	48.7	7.41	10.13									
(Also fits: PW 850)							PV ARRAY SPECIFICATIONS						SCH40	Array	Clearance
Number of Modules	Retail Price	Wattsun Drive	Dual Axis	Tracked Watts	Number of Cols	Number of Rows	Module Orientation	Width Ft	Height Ft	Area Sq Ft	Steel Pipe ID	Mounting Pole Ht (Ft)	to level Ground (Ft)		
8	\$2,295.00	AZ-125	Optional	600	2	4	Landscape	8.1	7.4	59.9	6"	5.5	1.8		
10	\$2,295.00	AZ-125	Optional	750	2	5	Landscape	8.1	9.2	74.9	6"	5.9	1.3		
12	\$2,895.00	AZ-125	Optional	900	3	4	Landscape	12.2	7.4	89.9	6"	5.5	1.8		
18	\$4,695.00	AZ-225	Included	1350	3	6	Landscape	12.2	11.1	135.0	8"	6.8	1.3		
24	\$4,995.00	AZ-225	Included	1800	4	6	Landscape	16.3	11.1	180.0	8"	6.8	1.3		


Manufacturer	Module	Watts	Width (in)	Length (in)	Sq Ft	W/Sq-Ft									
Matrix	PW 1250	125	32.5	48.7	10.99	11.37									
(Also fits: PW 1350)							PV ARRAY SPECIFICATIONS						SCH40	Array	Clearance
Number of Modules	Retail Price	Wattsun Drive	Dual Axis	Tracked Watts	Number of Cols	Number of Rows	Module Orientation	Width Ft	Height Ft	Area Sq Ft	Steel Pipe ID	Mounting Pole Ht (Ft)	to level Ground (Ft)		
6	\$2,295.00	AZ-125	Optional	750	2	3	Landscape	8.1	8.2	66.4	6"	5.5	1.4		
8	\$2,495.00	AZ-125	Optional	1000	2	4	Portrait	8.1	10.9	88.6	6"	6.8	1.3		
12	\$4,695.00	AZ-225	Included	1500	3	4	Landscape	12.2	10.9	133.1	8"	6.8	1.3		
16	\$4,995.00	AZ-225	Included	2000	4	4	Landscape	16.3	10.9	177.5	8"	6.8	1.3		
20	\$5,495.00	AZ-225	Included	2500	5	4	Landscape	20.4	10.9	221.9	8"	6.8	1.3		


Manufacturer	Module	Watts	Width (in)	Length (in)	Sq Ft	W/Sq-Ft									
Matrix	PW 1650	165	42.3	48.3	14.19	11.63									
(Also fits: PW 1550. Warning! Verify mounting hole pattern due to minor changes over module production lifetime)							PV ARRAY SPECIFICATIONS						SCH40	Array	Clearance
Number of Modules	Retail Price	Wattsun Drive	Dual Axis	Tracked Watts	Number of Cols	Number of Rows	Module Orientation	Width Ft	Height Ft	Area Sq Ft	Steel Pipe ID	Mounting Pole Ht (Ft)	to level Ground (Ft)		
6	\$2,295.00	AZ-125	Optional	990	3	2	Landscape	12.1	7.1	85.7	6"	5.5	2.0		
8	\$2,895.00	AZ-125	Optional	1320	4	2	Landscape	14.2	8.1	114.3	6"	5.5	1.5		
12	\$4,995.00	AZ-225	Included	1980	4	3	Landscape	16.2	10.6	171.5	8"	6.5	1.2		
15	\$5,495.00	AZ-225	Included	2475	5	3	Landscape	20.2	10.6	214.5	8"	6.5	1.2		

NOTE: TRACKER OPTIONS AND MOUNTING POLE CONSIDERATIONS ARE AT THE END OF THIS DOCUMENT. CALL = CONTACT ARRAY TECHNOLOGIES FOR DETAILS!
WE STILL WILL SUPPORT WARRANTY OR REPAIRS ON THE DISCONTINUED TR-75, TR-55, TR-25U AND TR-15 PRODUCTS.
WE RESERVE THE RIGHT TO CHANGE PRICES AND TRACKERS CONFIGURATIONS AT ANY TIME.

MITSUBISHI MODULES - WATTSUN TRACKER RETAIL PRICE LIST - MAR. 2007 (MODULES NOT INCLUDED)

Manufacturer	Module	Watts	Width (in)	Length (in)	Sq Ft	W/Sq-Ft										
Mitsubishi	PV-MF120	120	25.4	56.1	9.90	12.13	PV ARRAY SPECIFICATIONS							SCH40	Array	Clearance
Number of Modules	Retail Price	Wattsun Drive	Dual Axis	Tracked Watts	Number of Cols	Number of Rows	Module Orientation	Width Ft	Height Ft	Area Sq Ft	Steel Pipe ID	Mounting Pole Ht (Ft)	to level Ground (Ft)			
6	\$2,295.00	AZ-125	Optional	720	2	3	Landscape	9.4	6.4	59.9	6"	5.5	2.3			
8	\$2,295.00	AZ-125	Optional	960	2	4	Landscape	9.4	8.5	79.9	6"	5.6	1.4			
10	\$2,495.00	AZ-125	Optional	1200	2	5	Landscape	9.4	10.7	99.9	6"	6.6	1.3			
12	\$2,895.00	AZ-125	Optional	1440	3	4	Landscape	14.1	8.5	119.9	6"	5.6	1.4			
15	\$4,695.00	AZ-225	Included	1800	3	5	Landscape	14.1	10.7	150.0	8"	6.6	1.3			
16	\$4,695.00	AZ-225	Included	1920	4	4	Landscape	18.8	8.5	160.0	8"	5.6	1.4			
18	\$4,995.00	AZ-225	Included	2160	3	6	Landscape	14.1	12.8	180.0	8"	7.6	1.2			
20	\$5,495.00	AZ-225	Included	2400	4	5	Landscape	18.8	10.7	200.0	8"	6.9	1.6			

Manufacturer	Module	Watts	Width (in)	Length (in)	Sq Ft	W/Sq-Ft										
Mitsubishi	PV-MF130	130	31.6	49.1	10.77	12.07	PV ARRAY SPECIFICATIONS							SCH40	Array	Clearance
Number of Modules	Retail Price	Wattsun Drive	Dual Axis	Tracked Watts	Number of Cols	Number of Rows	Module Orientation	Width Ft	Height Ft	Area Sq Ft	Steel Pipe ID	Mounting Pole Ht (Ft)	to level Ground (Ft)			
6	\$2,295.00	AZ-125	Optional	780	2	3	Landscape	8.2	7.9	65.1	6"	5.5	1.5			
8	\$2,295.00	AZ-125	Optional	1040	2	4	Landscape	8.2	10.6	86.9	6"	6.6	1.3			
9	\$2,495.00	AZ-125	Optional	1170	3	3	Landscape	12.3	7.9	97.8	6"	5.5	1.5			
16	\$4,995.00	AZ-225	Included	2080	4	4	Landscape	16.4	10.6	174.0	8"	6.9	1.6			

Manufacturer	Module	Watts	Width (in)	Length (in)	Sq Ft	W/Sq-Ft										
Mitsubishi	PV-MF170	170	31.5	62.2	13.61	12.49	PV ARRAY SPECIFICATIONS							SCH40	Array	Clearance
Number of Modules	Retail Price	Wattsun Drive	Dual Axis	Tracked Watts	Number of Cols	Number of Rows	Module Orientation	Width Ft	Height Ft	Area Sq Ft	Steel Pipe ID	Mounting Pole Ht (Ft)	to level Ground (Ft)			
6	\$2,295.00	AZ-125	Optional	1020	2	3	Landscape	10.4	7.9	82.2	6"	5.5	1.5			
8	\$2,495.00	AZ-125	Optional	1360	2	4	Landscape	10.4	10.6	109.7	6"	6.6	1.3			
9	\$2,895.00	AZ-125	Optional	1530	3	3	Landscape	15.6	7.9	123.4	6"	5.5	1.5			
12	\$4,695.00	AZ-225	Included	2040	3	4	Landscape	15.6	10.6	164.6	CALL	6.6	1.3			
16	\$5,495.00	AZ-225	Included	2720	4	4	Landscape	20.8	10.6	219.6	CALL	6.6	1.3			

NOTE: TRACKER OPTIONS AND MOUNTING POLE CONSIDERATIONS ARE AT THE END OF THIS DOCUMENT. CALL = CONTACT ARRAY TECHNOLOGIES FOR DETAILS.
 WE STILL WILL SUPPORT WARRANTY OR REPAIRS ON THE DISCONTINUED TR-75, TR-55, TR-25U AND TR-15 PRODUCTS.
 WE RESERVE THE RIGHT TO CHANGE PRICES AND TRACKERS CONFIGURATIONS AT ANY TIME.

SANYO MODULES - WATTSUN TRACKER RETAIL PRICE LIST - MAR. 2007 (MODULES NOT INCLUDED)

Manufacturer	Module	Watts	Width (in)	Length (in)	Sq Ft	W/Sq-Ft							
Sanyo	HIP-205	205	35.24	52	12.73	16.11							
(Also fits: HIT 180, 186, 190, 195, 200)							PV ARRAY SPECIFICATIONS						
Number of Modules	Retail Price	Wattsun Drive	Dual Axis	Tracked Watts	Number of Cols	Number of Rows	Module Orientation	Width Ft	Height Ft	Area Sq Ft	SCH40 Steel Pipe ID	Array Mounting Pole Ht (Ft)	Clearance to level Ground (Ft)
6	\$2,295.00	AZ-125	Optional	1230	2	3	Landscape	8.7	9.0	78.5	6"	5.8	1.3
8	\$2,495.00	AZ-125	Optional	1640	2	4	Landscape	8.7	12.0	104.8	6"	7.3	1.3
9	\$2,895.00	AZ-125	Optional	1845	3	3	Landscape	13.2	9.0	118.0	6"	5.8	1.3
12	\$4,695.00	AZ-225	Included	2460	3	4	Landscape	13.2	12.0	157.7	8"	7.3	1.3
16	\$5,495.00	AZ-225	Included	3280	4	4	Landscape	17.6	12.0	210.6	CALL	7.3	1.3



NOTE: TRACKER OPTIONS AND MOUNTING POLE CONSIDERATIONS ARE AT THE END OF THIS DOCUMENT. CALL = CONTACT ARRAY TECHNOLOGIES FOR DETAILS!
 WE STILL WILL SUPPORT WARRANTY OR REPAIRS ON THE DISCONTINUED TR-75, TR-55, TR-25U AND TR-15 PRODUCTS.
 WE RESERVE THE RIGHT TO CHANGE PRICES AND TRACKERS CONFIGURATIONS AT ANY TIME.

SHARP MODULES - WATTSUN TRACKER RETAIL PRICE LIST - MAR. 2007 (MODULES NOT INCLUDED)

Manufacturer	Module	Watts	Width	Length (in)	Sq Ft	W/Sq-Ft	PV ARRAY SPECIFICATIONS						SCH40 Steel Pipe ID	Array Mounting Pole Ht (Ft)	Clearance to level Ground (Ft)
Sharp	NE-80E1U	80	20.88	47.28	6.86	11.67									
Number of Modules	Retail Price	Wattsun Drive	Dual Axis	Tracked Watts	Number of Cols	Number of Rows	Module Orientation	Width Ft	Height Ft	Area Sq Ft	SCH40 Steel Pipe ID	Array Mounting Pole Ht (Ft)	Clearance to level Ground (Ft)		
10	\$2,295.00	AZ-125	Optional	800	2	5	Landscape	7.9	8.8	69.4	6"	5.7	1.4		
12	\$2,295.00	AZ-125	Optional	960	3	4	Landscape	11.9	7.0	83.3	6"	5.5	2.0		
18	\$2,895.00	AZ-125	Optional	1440	3	6	Landscape	11.9	10.5	125.0	6"	6.6	1.3		
24	\$4,695.00	AZ-225	Included	1920	4	6	Landscape	15.8	10.5	166.7	8"	6.6	1.3		
28	\$5,495.00	AZ-225	Included	2240	4	7	Landscape	15.8	12.3	194.6	8"	7.0	0.9		



Manufacturer	Module	Watts	Width	Length (in)	Sq Ft	W/Sq-Ft	PV ARRAY SPECIFICATIONS						SCH40 Steel Pipe ID	Array Mounting Pole Ht (Ft)	Clearance to level Ground (Ft)
Sharp	ND-L3E1U	123	26.08	59.06	10.70	11.50									
Number of Modules	Retail Price	Wattsun Drive	Dual Axis	Tracked Watts	Number of Cols	Number of Rows	Module Orientation	Width Ft	Height Ft	Area Sq Ft	SCH40 Steel Pipe ID	Array Mounting Pole Ht (Ft)	Clearance to level Ground (Ft)		
6	\$2,295.00	AZ-125	Optional	738	2	3	Landscape	9.9	6.6	64.7	6"	5.5	2.2		
8	\$2,295.00	AZ-125	Optional	984	2	4	Landscape	9.9	8.8	86.3	6"	5.7	1.4		
10	\$2,495.00	AZ-125	Optional	1230	2	5	Landscape	9.9	10.9	108.0	6"	6.8	1.3		
15	\$4,695.00	AZ-225	Included	1845	3	5	Landscape	14.8	10.9	162.1	8"	6.8	1.3		
18	\$5,495.00	AZ-225	Included	2214	3	6	Landscape	14.8	13.1	194.5	CALL	7.8	1.3		



Manufacturer	Module	Watts	Width	Length (in)	Sq Ft	W/Sq-Ft	PV ARRAY SPECIFICATIONS						SCH40 Steel Pipe ID	Array Mounting Pole Ht (Ft)	Clearance to level Ground (Ft)
Sharp	ND-167U1	167	39.53	52.28	14.35	11.64									
Number of Modules	Retail Price	Wattsun Drive	Dual Axis	Tracked Watts	Number of Cols	Number of Rows	Module Orientation	Width Ft	Height Ft	Area Sq Ft	SCH40 Steel Pipe ID	Array Mounting Pole Ht (Ft)	Clearance to level Ground (Ft)		
4	\$2,295.00	AZ-125	Optional	668	2	2	Landscape	8.7	6.6	57.7	6"	6.0	2.7		
6	\$2,295.00	AZ-125	Optional	1002	2	3	Landscape	8.7	9.9	86.7	6"	6.3	1.3		
12	\$4,695.00	AZ-225	Included	2004	4	3	Landscape	17.5	9.9	173.5	8"	6.3	1.3		



NOTE: TRACKER OPTIONS AND MOUNTING POLE CONSIDERATIONS ARE AT THE END OF THIS DOCUMENT. CALL = CONTACT ARRAY TECHNOLOGIES FOR DETAILS!
 WE STILL WILL SUPPORT WARRANTY OR REPAIRS ON THE DISCONTINUED TR-75, TR-55, TR-25U AND TR-15 PRODUCTS.
 WE RESERVE THE RIGHT TO CHANGE PRICES AND TRACKERS CONFIGURATIONS AT ANY TIME.

Manufacturer	Module	Watts	Width	Length (in)	Sq Ft	W/Sq-Ft	PV ARRAY SPECIFICATIONS						SCH40 Steel Pipe ID	Array Mounting Pole Ht (Ft)	Clearance to level Ground (Ft)
Sharp	NT-S5E1U	185	32.52	62.1	14.02	13.19									
(Also fits: Sharp 180U1, Sharp NT-R5E1U 175W, Sharp NE-Q5E2U 165W, SAPC 165W)															
Number of Modules	Retail Price	Wattsun Drive	Dual Axis	Tracked Watts	Number of Cols	Number of Rows	Module Orientation	Width Ft	Height Ft	Area Sq Ft	SCH40 Steel Pipe ID	Array Mounting Pole Ht (Ft)	Clearance to level Ground (Ft)		
6	\$2,295.00	AZ-125	Optional	1110	2	3	Landscape	10.4	8.2	84.4	6"	5.5	1.4		
8	\$2,495.00	AZ-125	Optional	1480	2	4	Landscape	10.4	10.9	112.7	6"	6.8	1.3		
9	\$2,895.00	AZ-125	Optional	1665	3	3	Landscape	15.6	8.2	126.8	6"	5.5	1.4		
12	\$4,695.00	AZ-225	Included	2220	3	4	Landscape	15.6	10.9	169.1	8"	6.8	1.3		
16	\$5,495.00	AZ-225	Included	2960	4	4	Landscape	20.7	10.9	225.5	CALL	6.8	1.3		




Manufacturer	Module	Watts	Width	Length (in)	Sq Ft	W/Sq-Ft	PV ARRAY SPECIFICATIONS						SCH40 Steel Pipe ID	Array Mounting Pole Ht (Ft)	Clearance to level Ground (Ft)
Sharp	ND-208U1	208	39.1	64.6	17.54	11.86									
(Also fits: Sharp 200 Watt)															
Number of Modules	Retail Price	Wattsun Drive	Dual Axis	Tracked Watts	Number of Cols	Number of Rows	Module Orientation	Width Ft	Height Ft	Area Sq Ft	SCH40 Steel Pipe ID	Array Mounting Pole Ht (Ft)	Clearance to level Ground (Ft)		
6	\$2,495.00	AZ-125	Optional	1248	2	3	Landscape	10.8	9.8	105.9	6"	6.2	1.3		
8	\$4,695.00	AZ-225	Included	1664	2	4	Landscape	10.8	13.1	141.2	8"	7.8	1.3		
9	\$4,695.00	AZ-225	Included	1872	3	3	Landscape	16.2	9.8	159.9	8"	6.2	1.3		
12	\$5,495.00	AZ-225	Included	2496	3	4	Landscape	16.2	13.1	212.0	8"	7.8	1.3		





NOTE: TRACKER OPTIONS AND MOUNTING POLE CONSIDERATIONS ARE AT THE END OF THIS DOCUMENT. CALL = CONTACT ARRAY TECHNOLOGIES FOR DETAILS!
 WE STILL WILL SUPPORT WARRANTY OR REPAIRS ON THE DISCONTINUED TR-75, TR-55, TR-25U AND TR-15 PRODUCTS.
 WE RESERVE THE RIGHT TO CHANGE PRICES AND TRACKERS CONFIGURATIONS AT ANY TIME.


SOLARWORLD MODULES - WATTSUN TRACKER RETAIL PRICE LIST - MAR. 2007. (MODULES NOT INCLUDED)


(SHELL MODULES ARE LISTED HERE BECAUSE SOLARWORLD AQUIRED SHELL IN LATE 2006)

Manufacturer	Module	Watts	Width (in)	Length (in)	Sq Ft	W/Sq-Ft								
Shell Solar	85-P	85	20.8	47.2	6.82	12.47								
(Also fits: Siemens SP75, SQ70, SQ80)														
PV ARRAY SPECIFICATIONS											SCH40	Array	Clearance	
Number of Modules	Retail Price	Wattsun Drive	Dual Axis	Tracked Watts	Number of Cols	Number of Rows	Module Orientation	Width Ft	Height Ft	Area Sq Ft	Steel Pipe ID	Mounting Pole Ht (Ft)	to level Ground (Ft)	
12	\$2,295.00	AZ-125	Optional	1020	3	4	Landscape	11.8	7.0	82.8	6"	5.5	2.0	
16	\$2,495.00	AZ-125	Optional	1360	4	4	Landscape	15.8	7.0	110.4	6"	5.5	2.0	
18	\$2,895.00	AZ-125	Optional	1530	3	6	Landscape	11.8	10.5	124.3	6"	6.6	1.3	
24	\$4,695.00	AZ-225	Included	2040	4	6	Landscape	15.8	10.5	165.8	8"	6.6	1.3	
28	\$5,495.00	AZ-225	Included	2380	4	7	Landscape	15.8	12.3	193.5	8"	7.2	1.1	

Manufacturer	Module	Watts	Width (in)	Length (in)	Sq Ft	W/Sq-Ft								
Shell Solar	SM110	110	25.98	51.8	9.35	11.77								
(Formerly: Siemens SM110)														
PV ARRAY SPECIFICATIONS											SCH40	Array	Clearance	
Number of Modules	Retail Price	Wattsun Drive	Dual Axis	Tracked Watts	Number of Cols	Number of Rows	Module Orientation	Width Ft	Height Ft	Area Sq Ft	Steel Pipe ID	Mounting Pole Ht (Ft)	to level Ground (Ft)	
8	\$2,295.00	AZ-125	Optional	880	2	4	Landscape	8.7	8.7	75.5	6"	5.7	1.4	
10	\$2,495.00	AZ-125	Optional	1100	2	5	Landscape	8.7	10.9	94.4	6"	6.8	1.3	
12	\$2,895.00	AZ-125	Optional	1320	3	4	Landscape	13.0	8.7	113.3	6"	5.7	1.4	
15	\$4,695.00	AZ-225	Included	1650	3	5	Landscape	13.0	10.9	141.7	8"	6.8	1.3	
20	\$4,995.00	AZ-225	Included	2200	4	5	Landscape	17.3	10.9	188.9	8"	6.8	1.3	

Manufacturer	Module	Watts	Width (in)	Length (in)	Sq Ft	W/Sq-Ft								
Solar World	175-PC	175	32.1	63.9	14.24	12.29								
(Also fits: Siemens SP130, SP140, SP150, SQ150, SQ160, SQ165)														
PV ARRAY SPECIFICATIONS											SCH40	Array	Clearance	
Number of Modules	Retail Price	Wattsun Drive	Dual Axis	Tracked Watts	Number of Cols	Number of Rows	Module Orientation	Width Ft	Height Ft	Area Sq Ft	Steel Pipe ID	Mounting Pole Ht (Ft)	to level Ground (Ft)	
6	\$2,295.00	AZ-125	Optional	1050	2	3	Landscape	10.7	8.1	86.1	6"	5.5	1.5	
8	\$2,895.00	AZ-125	Optional	1400	2	4	Landscape	10.7	10.8	114.8	6"	6.7	1.3	
12	\$4,995.00	AZ-225	Included	2100	3	4	Landscape	16.0	10.8	172.3	8"	6.7	1.3	
16	\$5,495.00	AZ-225	Included	2800	4	4	Landscape	21.4	10.8	229.8	CALL	6.7	1.3	

Manufacturer	Module	Watts	Width (in)	Length (in)	Sq Ft	W/Sq-Ft								
SolarWorld	SW 175	175	31.89	63.39	14.04	12.47								
PV ARRAY SPECIFICATIONS											SCH40	Array	Clearance	
Number of Modules	Retail Price	Wattsun Drive	Dual Axis	Tracked Watts	Number of Cols	Number of Rows	Module Orientation	Width Ft	Height Ft	Area Sq Ft	Steel Pipe ID	Mounting Pole Ht (Ft)	to level Ground (Ft)	
6	\$2,295.00	AZ-125	Optional	1050	2	3	Landscape	10.6	8.0	84.8	6"	5.5	1.5	
8	\$2,495.00	AZ-125	Optional	1400	2	4	Landscape	10.6	10.7	113.2	6"	6.7	1.3	
12	\$4,695.00	AZ-225	Included	2100	3	4	Landscape	15.9	10.7	169.8	CALL	6.7	1.3	
16	\$5,495.00	AZ-225	Included	2800	4	4	Landscape	21.2	10.7	226.5	CALL	6.7	1.3	


Manufacturer	Module	Watts	Width (in)	Length (in)	Sq Ft	W/Sq-Ft								
Solar World	SW 200	200	39.41	65.94	18.05	11.08								
PV ARRAY SPECIFICATIONS											SCH40	Array	Clearance	
Number of Modules	Retail Price	Wattsun Drive	Dual Axis	Tracked Watts	Number of Cols	Number of Rows	Module Orientation	Width Ft	Height Ft	Area Sq Ft	Steel Pipe ID	Mounting Pole Ht (Ft)	to level Ground (Ft)	
6	\$2,495.00	AZ-125	Optional	1200	2	3	Landscape	11.0	9.9	108.9	6"	6.3	1.3	
9	\$4,695.00	AZ-225	Included	1800	3	3	Landscape	16.5	9.9	163.5	8"	6.3	1.3	
12	\$5,495.00	AZ-225	Included	2400	3	4	Landscape	16.5	13.2	218.1	8"	7.9	1.3	


NOTE: TRACKER OPTIONS AND MOUNTING POLE CONSIDERATIONS ARE AT THE END OF THIS DOCUMENT. CALL = CONTACT ARRAY TECHNOLOGIES FOR DETAILS.

WE STILL WILL SUPPORT WARRANTY OR REPAIRS ON THE DISCONTINUED TR-75, TR-55, TR-25U AND TR-15 PRODUCTS.

WE RESERVE THE RIGHT TO CHANGE PRICES AND TRACKERS CONFIGURATIONS AT ANY TIME.

SUNPOWER MODULES - WATTSUN TRACKER RETAIL PRICE LIST - MAR. 2007 (MODULES NOT INCLUDED)

Manufacturer	Module	Watts	Width (in)	Length (in)	Sq Ft	W/Sq-Ft									
SunPower	SPR-95	90	20.75	40.87	5.89	15.28									
(Also fits: SunPower SPR-90)							PV ARRAY SPECIFICATIONS						SCH40	Array	Clearance
Number of Modules	Retail Price	Wattsun Drive	Dual Axis	Tracked Watts	Number of Cols	Number of Rows	Module Orientation	Width Ft	Height Ft	Area Sq Ft	Steel Pipe ID	Mounting Pole Ht (Ft)	to level Ground (Ft)		
10	\$2,295.00	AZ-125	Optional	900	2	5	Landscape	6.8	8.7	59.6	6"	5.7	1.4		
12	\$2,295.00	AZ-125	Optional	1080	3	4	Landscape	10.3	7.0	71.6	6"	5.5	2.0		
16	\$2,495.00	AZ-125	Optional	1440	4	4	Landscape	13.7	7.0	95.5	6"	5.5	2.0		
18	\$2,895.00	AZ-125	Optional	1620	3	6	Landscape	10.3	10.5	107.4	6"	6.6	1.3		
24	\$4,695.00	AZ-225	Included	2160	4	6	Landscape	13.7	10.5	143.3	8"	6.6	1.3		
28	\$4,695.00	AZ-225	Included	2520	4	7	Landscape	13.7	12.2	167.3	8"	7.4	1.3		
30	\$4,995.00	AZ-225	Included	2700	5	6	Landscape	17.1	10.5	179.2	8"	6.6	1.3		
35	\$5,495.00	AZ-225	Included	3150	5	7	Landscape	17.1	12.2	209.1	CALL	7.4	1.3		

Manufacturer	Module	Watts	Width (in)	Length (in)	Sq Ft	W/Sq-Ft									
SunPower	SPR-220	220	31.42	61.38	13.39	16.43									
(Also fits: SunPower SPR-200, 210)							PV ARRAY SPECIFICATIONS						SCH40	Array	Clearance
Number of Modules	Retail Price	Wattsun Drive	Dual Axis	Tracked Watts	Number of Cols	Number of Rows	Module Orientation	Width Ft	Height Ft	Area Sq Ft	Steel Pipe ID	Mounting Pole Ht (Ft)	to level Ground (Ft)		
6	\$2,295.00	AZ-125	Optional	1260	2	3	Landscape	10.3	7.9	80.9	6"	5.5	1.6		
8	\$2,495.00	AZ-125	Optional	1680	2	4	Landscape	10.3	10.5	108.0	6"	6.6	1.3		
12	\$4,695.00	AZ-225	Included	2520	3	4	Landscape	15.4	10.5	162.1	8"	6.6	1.3		
16	\$5,495.00	AZ-225	Included	3360	4	4	Landscape	20.5	10.5	216.1	CALL	6.6	1.3		

NOTE: TRACKER OPTIONS AND MOUNTING POLE CONSIDERATIONS ARE AT THE END OF THIS DOCUMENT. CALL = CONTACT ARRAY TECHNOLOGIES FOR DETAILS!
 WE STILL WILL SUPPORT WARRANTY OR REPAIRS ON THE DISCONTINUED TR-75, TR-55, TR-25U AND TR-15 PRODUCTS.
 WE RESERVE THE RIGHT TO CHANGE PRICES AND TRACKERS CONFIGURATIONS AT ANY TIME.

SUNTECH MODULES - WATTSUN TRACKER RETAIL PRICE LIST - MAR. 2007 (MODULES NOT INCLUDED)

Manufacturer	Module	Watts	Width (in)	Length (in)	Sq Ft	W/Sq-Ft								
SunTech	STP-175	170	31.8	62.2	13.74	12.38								
(Also fits: SunTech STP170,165,160)							PV ARRAY SPECIFICATIONS					SCH40	Array	Clearance
Number of Modules	Retail Price	Wattsun Drive	Dual Axis	Tracked Watts	Number of Cols	Number of Rows	Module Orientation	Width Ft	Height Ft	Area Sq Ft	Steel Pipe ID	Mounting Pole Ht (Ft)	to level Ground (Ft)	
6	\$2,295.00	AZ-125	Optional	1020	2	3	Landscape	10.4	8.0	83.0	6"	5.5	1.5	
8	\$2,495.00	AZ-125	Optional	1360	2	4	Landscape	10.4	10.7	110.7	6"	6.6	1.3	
9	\$2,895.00	AZ-125	Optional	1530	3	3	Landscape	15.6	8.0	124.6	6"	5.5	1.5	
12	\$4,695.00	AZ-225	Included	2040	3	4	Landscape	15.6	10.7	166.2	CALL	6.6	1.3	
15	\$5,495.00	AZ-225	Included	2550	3	5	Landscape	15.6	13.3	207.8	CALL	7.9	1.3	
16	\$5,495.00	AZ-225	Included	2720	4	4	Landscape	20.8	10.7	221.7	CALL	6.6	1.3	




NOTE: TRACKER OPTIONS AND MOUNTING POLE CONSIDERATIONS ARE AT THE END OF THIS DOCUMENT. CALL = CONTACT ARRAY TECHNOLOGIES FOR DETAILS.!

WE STILL WILL SUPPORT WARRANTY OR REPAIRS ON THE DISCONTINUED TR-75, TR-55, TR-25U AND TR-15 PRODUCTS.

WE RESERVE THE RIGHT TO CHANGE PRICES AND TRACKERS CONFIGURATIONS AT ANY TIME.

SUNWIZE MODULES - WATTSUN TRACKER RETAIL PRICE LIST - MAR. 2007 (MODULES NOT INCLUDED)


Manufacturer	Module	Watts	Width (in)	Length (in)	Sq Ft	W/Sq-Ft									
SunWize	SW160	160	30.27	66.61	14.00	11.43							(Also fits: SunWize SW150, SW155)		
							PV ARRAY SPECIFICATIONS						SCH40	Array	Clearance
Number of Modules	Retail Price	Wattsun Drive	Dual Axis	Tracked Watts	Number of Cols	Number of Rows	Module Orientation	Width Ft	Height Ft	Area Sq Ft	Steel Pipe ID	Mounting Pole Ht (Ft)	to level Ground (Ft)		
6	\$2,495.00	AZ-125	Optional	960	2	3	Landscape	11.1	7.6	84.6	6"	6.0	2.2		
8	\$2,895.00	AZ-125	Optional	1280	2	4	Landscape	11.1	10.2	112.9	6"	6.0	0.9		
12	\$4,995.00	AZ-225	Included	1920	3	4	Landscape	16.7	10.2	169.4	8"	6.4	1.3		
15	\$5,495.00	AZ-225	Included	2400	3	5	Landscape	16.7	12.7	211.9	8"	7.6	1.3		

NOTE: TRACKER OPTIONS AND MOUNTING POLE CONSIDERATIONS ARE AT THE END OF THIS DOCUMENT. CALL = CONTACT ARRAY TECHNOLOGIES FOR DETAILS.!

WE STILL WILL SUPPORT WARRANTY OR REPAIRS ON THE DISCONTINUED TR-75, TR-55, TR-25U AND TR-15 PRODUCTS.

WE RESERVE THE RIGHT TO CHANGE PRICES AND TRACKERS CONFIGURATIONS AT ANY TIME.

WEBEL SOLAR MODULES - WATTSUN TRACKER RETAIL PRICE LIST - MAR. 2007 (MODULES NOT INCLUDED)

Manufacturer	Module	Watts	Width (in)	Length (in)	Sq Ft	W/Sq-Ft									
Webel Solar	W 1600	160	33.82	66.54	15.63	10.24									
							PV ARRAY SPECIFICATIONS						SCH40	Array	Clearance
Number of Modules	Retail Price	Wattsun Drive	Dual Axis	Tracked Watts	Number of Cols	Number of Rows	Module Orientation	Width Ft	Height Ft	Area Sq Ft	Steel Pipe ID	Mounting Pole Ht (Ft)	to level Ground (Ft)		
4	\$2,295.00	AZ-125	Optional	640	2	2	Landscape	11.1	5.7	62.8	6"	6.0	3.2		
6	\$2,495.00	AZ-125	Optional	960	2	3	Landscape	11.1	8.5	94.4	6"	5.6	1.4		
12	\$4,995.00	AZ-225	Included	1920	3	4	Landscape	16.7	11.3	189.0	CALL	7.0	1.3		

NOTE: TRACKER OPTIONS AND MOUNTING POLE CONSIDERATIONS ARE AT THE END OF THIS DOCUMENT. CALL = CONTACT ARRAY TECHNOLOGIES FOR DETAILS!
 WE STILL WILL SUPPORT WARRANTY OR REPAIRS ON THE DISCONTINUED TR-75, TR-55, TR-25U AND TR-15 PRODUCTS.
 WE RESERVE THE RIGHT TO CHANGE PRICES AND TRACKERS CONFIGURATIONS AT ANY TIME.

WATTSUN TRACKER OPTIONS



Tracker Options	Retail Price	Part Description
Dual-Axis Option	\$395.00	Add automatic elevation tracking to the AZ-125 Tracker. The DA Option is included in the price of the AZ-225 Trackers
Manual Controls	\$125.00	Exterior switches on the controller cover plate. Allows for the owner to turn off automatic tracking and then rotate the tracker east or west and/or up and down. Useful for dumping snow or to lay the tracker flat in extremely high winds.
Manual Control Kit	\$150.00	Field upgrade kit for Version 3 controllers. V3 controllers are "two piece" style and the sensor is independent of the main control box. Should be installed by an electrician or other certified personnel.

Extended Warranty	Price	Description
5 Year Warranty Option	\$150.00	Extend the Standard Two Year Warranty to a Five Year Warranty. Per Tracker price and Non-Discountable to Dealers.

Voltage Conversion to 24 VDC	Retail Price	Part Description
12-24 15W (For 12 VDC Battery Bank)	\$125.00	Steps up 12VDC from a battery bank to 24VDC required by the tracker controller.
48-24 LVC (For 48 VDC Battery Bank or 48 VDC Array)	\$58.00	Steps down 48 VDC from a battery bank to 24VDC required by the tracker controller. One required per TR-Series Tracker or AZ-125 Tracker. Does not have enough power to run an AZ-225 Tracker. It can tap power from a 48 VDC array to power the tracker but must tap power from 3 series 12 VDC modules. Will not work with 24 VDC modules in a 48 VDC "array direct" configuration. Water pumps must have a pump controller installed for the 48-24 LVC to operate in an "array-direct" mode.
PPT-48-5R24 (For 48 VDC Battery Bank or 48 VDC Array) <i>Replaces Part # EQ-24/48-05</i>	\$219.00	Steps down 48 VDC from a battery bank to 24VDC required by the tracker controller. Will power two AZ-125 Trackers. Will run one AZ-225 Tracker. Can also be used to tap power directly from a 48 VDC array configured from 12 VDC modules. Water pumps must have a pump controller installed for the 48-24 LVC to operate in an "array-direct" mode. 5 Amp output maximum.
PPT-48-10R24 (For 48 VDC Battery Bank or 48 VDC Array) <i>Replaces Part # EQ-24/48-10</i>	\$295.00	Steps down 48 VDC from a battery bank to 24VDC required by the tracker controller. One required per three AZ-125 Trackers. Will run two AZ-225 Trackers. Can also be used to tap power directly from a 48 VDC array configured from 12 VDC modules. Water pumps must have a pump controller installed for the 48-24 LVC to operate in an "array-direct" mode. 10 Amp output maximum.
DR-4524 (For Water Pumping)	\$84.00	AC/DC to 24 VDC Switching Power Supply. Accepts 120-370 VDC input. Use to power the tracker controller from a high voltage water pumping array. Needs to be mounted in a raintight box if located outside.
IDEC PS5R-SF24 (For Grid-Tie) <i>Replaces Part # DR-120-24</i>	\$165.00	AC/DC to 24 VDC Switching Power Supply. Accepts 115 or 230 VAC input. Use to power the tracker controller from the AC Grid when no back up battery bank is present. One required per two AZ-125 trackers or one AZ-225 Tracker. Needs to be mounted in a raintight box if located outside.

Marine Options	Retail Price	Part Description
AZ-125 DA Actuator Tube Rubber Bellows Cover	\$42.00	Added rain protection for the TR-55 Drive or the Dual-Axis Option on the AZ-125 Drive. A rubber "accordian" cover for the telescoping tube of the elevation actuator. Is already included on all AZ-255 Dual-Axis Trackers.
Upgrade AZ-225 from Standard Powder Coat Finish	Call for Quote	We can upgrade the powder coat finish on the AZ-225 drive parts. Not available for the AZ-125 Drive. Galvanized Finish is available on the AZ-225 Drives. Please call for current pricing and allow for additional lead time.
Upgrade from the Mill Finish on the Module Frame	Call for Quote	Anodizing the Aluminum Module Frame. Cost depends on the frame size and number of pieces. Please call for current pricing and allow for additional lead time.
Upgrade to Stainless Steel Drive Hardware	2 Module	\$36.00
	4 Module	\$54.00
	6 Module	\$61.00
	8 Module	\$78.00
	9 Module	\$84.00
	10 Module	\$90.00
	12 Module	\$102.00
	15 Module	\$108.00
	16 Module	\$114.00
	18 Module	\$126.00
	20 Module	\$138.00
	24 Module	\$150.00
28 Module	\$156.00	

Upgrade most of the zinc plated hardware to stainless steel. Needed only in Marine or corrosive environments. Some of the drive hardware is not replaced by stainless steel due to the superior strength of Grade 8 parts. (Note: The normal module mounting bolts supplied with all trackers are stainless steel.)

WE RESERVE THE RIGHT TO CHANGE PRICES AND TRACKERS CONFIGURATIONS AT ANY TIME.

IMPORTANT GUIDELINES: SCHEDULE 40 STEEL MOUNTING PIPE SIZE AND HEIGHT



OVERVIEW:

The mounting pipe is not included in the cost of the Wattsun Solar Tracker. Generally, it is purchased locally and cut to your required length. A concrete foundation provides strength and stability to the pipe mast. Each tracker model requires a different pipe diameter to mount on. The table below gives the standard sizing:

Schedule 40 Steel Mounting Pipe			
	Inner Diameter	Outer Diameter	General Maximum Height Limit
AZ-125 DRIVE:	6"	6-5/8"	6.75 ft
AZ-225 DRIVE:	8"	8-5/8"	6.75 ft

WHY YOUR PIPE HEIGHT AND SIZE WILL VARY IN SIZE AND HEIGHT:

- ARRAY HEIGHT** - The physical height of the rectangular array determines the mounting pole height. In addition, a "buffer space" needs to be added beneath the array to clear the ground. If you expect snow cover on the ground in the Winter, or the ground slopes, then the pipe height increases even more.
- ARRAY AREA** - The surface area of the array is subject to wind forces and dictates the pipe size, strength and diameter.
- LOCATION** - The foundation size is a factor of wind forces and soil type and stability. Local code might require a Professional Engineer "stamp" on the foundation design.

SOLUTIONS FOR TALLER THAN NORMAL POLES OR VERY LARGE ARRAYS:

A good example is a street light pole. It is wide at the base and tapers down to a smaller size at the top. Your mounting pole might be similar in function. Sometimes a "jump up" in pipe diameter is required to provide protection against strong wind forces.

The question is:

How does an AZ-225 drive that normally fits over an 8" pipe mast mate to a 10" pipe.?

The answer is:


A reducer. A plate is welded to the top of the 10" pipe and forms a base for a short piece of 8" pipe. The pipe "stub" extension above the plate needs to be tall enough to slip completely inside the tracker drive sleeve.

The minimum extension is shown in the table below:

Schedule 40 Steel Pipe Stub			
	Inner Diameter	Outer Diameter	Pipe Stub Height above Plate
AZ-125 DRIVE:	6"	6-5/8"	10"
AZ-225 DRIVE:	8"	8-5/8"	12"

The picture shows a 10" ID pipe that has been reduced to an 8" ID pipe. This particular tapered solution was elegant and expensive. The base plate and pipe stub approach is much cheaper.

There are other solutions available too. If square steel tubing is used as a mounting pipe then there is the possibility removing the "bottom can" of the AZ-225 drive from the manufacturing process and allowing for a direct weld that NOVEMBERries the mounting tube to the bottom plate of the AZ-225 Drive. Array Technologies will provide you with the proper material and technical assistance. **SEE THE LAST PAGE FOR MORE DETAILS**



IMPORTANT GUIDELINES: THE CONCRETE FOUNDATION

OVERVIEW:

Array Technologies accepts no responsibility for your foundation. Local building code will likely require that the foundation be approved by an inspector and that it be designed by a professional engineer or "stamped."

Array Technologies can give you some general sizing recommendations regarding foundation sizing and will "point you in the right direction." We will supply the array dimensions, tracker weights and appropriate drawings to assist your foundation designer get through the process.

SAMPLES OF SECURING THE PIPE TO THE FOUNDATION:

EMBEDDED PIPE

This pipe runs the full distance down into the hole and is embedded in the concrete foundation.



BOLT ON

This pipe has a baseplate welded onto the bottom. Notice the gussets that project radially out from the pipe.



REBAR TIES IT TOGETHER

Your engineer will specify a grid of rebar. Numbers of pieces and shape depends on the size of your foundation.



CONDUIT

A carefully "thought out" foundation will allow for the conduit to be preplaced and encased by the foundation. Typically, the electrical conduit will be buried in the soil and keeping the conduit from being stepped on or driven over can be a genuine concern.

J-BOX

The picture on the left shows the location of the junction box. It is well down the pole and will not interfere with the placement of the drive on top of the pole.



